

PLEASE REMEMBER TO BRING A FOOD STUFF FOR THE PANTRY

# LIARS

"Not Just Another Model Car Club!"



EST. 1991

## MODEL CAR BRIEFS

LONG ISLAND AUTO REPLICAS SOCIETY

Newsletter Stuff:	Club Staff:
Bill Murray (516) 293-6378 bill.murray@ngc.com	Pat Vecchio (516) 375-6047 patvssb@aol.com

*March Meeting themes:  
Collect Dues & Discuss 2023  
LIARS Challenge Assignments*



Some of Richie Rich latest models



Seagraves Bros. @ 2/16/23 LIARS Meeting



*We've started our 32<sup>nd</sup> year as a Club; let's hope that we all stay healthy during this post COVID-19 crisis and that we can all attain some measure of prosperity. Then perhaps we can build a new Club display...*

*MCB Contributors: Steve Big Daddy Blake*

*LIARS Web Page <http://www.liarsmodelcarbuilders.com/>*

**The LONG ISLAND AUTO REPLICAS SOCIETY (L.I.A.R.S.) Model Car Briefs is dedicated to bringing you the best and most up to date information about our great hobby of model buildin**

***Happy St Patrick's Day, hopefully you will receive a modeling goodie or ...***

**Thanks for supporting the LIARS. Please resume supporting the needy at our 2023 monthly meetings!**

## ***LIARS Unofficial Official***

*Greetings fellow club members, I do hope you are all doing well.*

*I have not been doing any building or giving any thought to club business.*

*I was quite ill. I have been fighting a urinary tract infection for the last two months. The antibiotics that were given to me were really upsetting my stomach.*

*Well on Monday, February 20<sup>th</sup>, I collapsed on my living room floor at around 2 pm. I could not move and just laid there until my wife came home from work at 6 30 pm. Honestly, I thought that I was dying. I could not move my limbs.*

*When she saw me like that she called for an ambulance. I was rushed to the hospital. I was semi-conscious at that time.*

*I spent some time in the er then was admitted to a room. To make a long story short it was discovered that I had a very bad sepsis infection brought on by the infection in my bladder.*

*They told me that I was very lucky that it was caught in time. Thank God. I am home now and recovering. I just have to finish my medications and take it easy to regain my strength.*

*To be honest, it was an eye-opening experience. It really showed me what is important in life.*

*I am looking forward to our next meeting and to discuss a few matters of concern for our upcoming show. I just want to say something about club participation.*

*I have in the past belonged to various car clubs and I was an active member. I believe that we as a club must work together if we are to survive. I do not need members that are not willing to help out as they say. I must do what is good for the club. I am giving you my full support and in return I expect the same. I will make this club fun and I have no patience for any member who is going to sit there and just complain. If you have something to say please by all means say it. We are an open forum, but if you just want to bitch do not waste my time or the time of the meeting to just bitch. Trust me life is way too short to waste that kind of time.*

*I am really looking forward to return to building and enjoying the hobby that I love.*

*Well I just wanted to give you all an update and see you at the next meeting which is next week, March 16th 730 PM.*

*Stay well and God bless America. Pat Vecchio, President*

**Additional 2/16/23 mtg. pictures**

## **Lenney's Foiling...**



**Facial expressions are priceless!**





### *Some Words from the Editor At Large*

Rich Argus infected heart value recovery at home is going well. He is now able to take a few steps with a walker

Passing of GARY WEICKART's Mom

“Thank you Bill, Pat, and all LIARS club members.

I'm still numb over her death at 93+ years of age. She started my modeling mania around 1958 when she purchased an Aurora Fokker Triplane molded in a stunning metallic burgundy plastic when I was sick in bed with a cold at age 6. In recent years I recreated that same model by acquiring a vintage Aurora kit circa 1957 molded in that same color plastic and built it straight out of the box (no painting or detailing at all) but perhaps a cleaner job with the glue this time around.

It sits on my desk now to remind me of her kindness and kindling a passion that still burns within me some 65 years later.

Thank you all for the lovely flowers and kind thoughts.

May God bless and keep you all in his graces.

Sincerely,  
Gary Weickart and Family”

Please say a prayer for Rich, Pat & Gary's family.



**POWER. STYLE. BEAUTY. GRACE**  
CELEBRATING THE DISTINCTIVE HERITAGE OF THE AUTOMOBILE.

*Remember those folks who made a difference in your life in 2022 (good or bad) and use the lessons learned to be a better you. Life is made up of people, events and decisions. 2023 is a time to start fresh. So surround yourself with good people, be active, happy and make 2023 great in spite of COVID 19. Dr.V*

### First Impressions



We look forward to the year ahead to see what will be exciting at the monthly meetings, model contests and flea markets. It's time to get busy, but let's pause and look at what else makes us and our loved ones happy.

As you most likely know or should us modelers are getting older. We need to instill awareness in our grandkid's generation!

### Replicating the Past

#### Cars of My Youth

by Steve "Big Daddy"



Next in my series is my Mom's 65 Ramble classic. Now she had many different cars starting with a 1959 Ford Anglia but when I came across a Johan 65 "Rumble-box" on e-Bay I jumped at it.



I started with sending out the bumpers to be re-chromed.

BTW, Dale Horner is back up and running his Little Motor Kar co. and is taking orders. (call him first to give him a heads up and any updated info he may have)

Little Motor Kar Co. 203 Linda Lane Reading, PA 19606  
 Phone: (610) 779-1462 E Mail: lmcco@outlook.com  
 Custom Model Chrome Service Price List / Order Form Effective 3-01-19

Name: \_\_\_\_\_ Address: \_\_\_\_\_  
 City: \_\_\_\_\_ State: \_\_\_\_\_ ZIP: \_\_\_\_\_  
 Email Address: \_\_\_\_\_

Mounted 6"X 8" Rack:	Price ea.	Qty.	Total
Mounted 6"X 8" Rack:	\$ 28.00 X		
<b>Parts Stripped:</b>			
Bumper, Bumper/grill, Grill, or Taillight Panel	\$ 4.00 X		
Promo Wheel or Hubcap	2.00 X		
Individual Small Parts (Headlights, Taillights, Scoops, Ornaments, Etc.)	2.50 X		
Parts larger than 1/25 and Truck parts	CALL X		
<b>Parts Unstripped:</b>			
Bumper, Bumper/grill, Grill, or Taillight Panel	\$ 5.50 X		
Promo Wheel or Hubcap	2.75 X		
Individual Small Parts	3.00 X		
Return Shipping:	\$12.00 Per Order		12.00
GRAND TOTAL:			\$ _____

Orders not processed unless accompanied by full payment  
 25% Expediting Charge on all RUSH Orders Minimum Charge: \$20. + Shipping  
 WE DO NOT PROCESS UNMOUNTED MODEL KIT PARTS

So, while waiting for them to come back, I began a replica of the replica I built for my daughters 1991 Mazda MX5 Miata. (I am a glutton for punishment)

What I'll focus on here is how I trimmed out the interior. Nothing fancy, just some touches that bring more life to the piece. I know I may have gone over this before, but, it could use a repeat.



First we will prime the main interior parts in Flat Black primer. Then mask off the seat inserts, dash and top boot cover to spray semi gloss black. The shift boot is painted flat Leather the door handles are done in chrome silver with the handle levers picked out in gloss black.

We have Detail-Master again for belt hardware.



We'll mask off the floor mats for the flocking to be done later. Next, notch the seats to accept the seat belts. Drilling holes in areas approximating where the belt reel slots are.


Detail Master interior trim, for the door handles and round headlight grills will represent speaker grills on the doors.

Oh Boy! Here goes my ADD!

I had an idea to do something different while playing around with my imagination.

Can anyone identify this is. Hint; this company really built some of these for racing.

Whew "my brain is squirming like a toad."  
 (Jim Morrison )



Meanwhile; Well, I have to get back to building.  
**Big Daddy**

*BTW Paxton supercharged Studebaker 289!*

*New Year implies new LIARS bus candidates*




While Rich was in the hospital, his daughter Joan & husband reorganized Rich’s Model room... Above is one picture...

[https://bringatrailer.com/listing/ferrari-v12-wood-scale-model/?utm\\_source=dm&utm\\_medium=email&utm\\_campaign=2023-03-04](https://bringatrailer.com/listing/ferrari-v12-wood-scale-model/?utm_source=dm&utm_medium=email&utm_campaign=2023-03-04)

***No Reserve: Ferrari V12 Wood Scale Model***

This wood scale model is based on the V12 engine used in the Ferrari 365 GTB/4 Competizione and was acquired by the seller out of Germany in 2022. Measuring approximately 44” long by 28” wide and 26” tall, the model is constructed from multiple pieces of wood depicting the carburetors, valve covers, cylinder heads, engine block, exhaust manifolds, oil filter housings, ignition components, radiator cooling fan, and clutch assembly. This V12 scale model is now offered at no reserve in Hove, England.



The 75% scale model was built by an unknown artist using multiple pieces of wood, cables, and wire joined together to resemble the V12 engine used in the Ferrari 365 GTB/4 Competizione. The radiator fan can be rotated, while other components are fixed in place. The seller states that the model weighs approximately 50 kilograms (~110 lbs.).



The model is topped with six sculpted carburetors along with velocity stacks and throttle linkages with coiled copper wire forming the return springs. Rubber-clad cables stand in for ignition wires connecting the spark plug terminals to a pair of faux distributors.



The Ferrari name is formed from individual pieces of wood affixed to the solid valve covers.



Rounded six-into-one headers terminate in hollow sections and are attached to the main body of the model with screws. Decorative fasteners and clamps wear a contrasting finish and are shown up close in the gallery.



**The radiator fan can be rotated and is constructed from individual blades attached to a central hub.**



At the back of the model is a scalloped wood block in the shape of a clutch pressure plate.

### Meeting notes

- Pat briefed the attendees as to his current Model Car Challenge show progress
- Attendees voted to have John The Artist elected to serve as the LIARS new VP. CONGRATS JP!
- Pat & John requested that the membership fill in the [LIARS Annual \(2023\) INPUT SHEET \(attached\)](#) and either email it or bring it to the March meeting/

Joe Salierno routed “I’ve learned a great deal from talking to everyone over the last three meetings and it is great to share anything useful with everyone in return. I enjoy the creativity involved in our hobby and am pleased to find others that share that same interest. The spirit of knowledge sharing found in Scale Auto

Magazine, especially the how- to and tips articles always encouraged me to try new ideas and techniques and I see that same non-competitive exchange occurring in LIARS...”



### UPCOMING RELEASE

**AMT-1407 -- 1/25 1960 Ford F100 Pickup Truck w/Trailer**

By: [BruceKim](#)

I am thinking AMT has done whatever they needed to do to release this kit or they would have done it years ago. Those old kits go for big money.

Now they just need to release the 1960s Unibody pickup You could make a Ford F-series truck up to 2003 (4-ish) -- not counting the Raptor.



It's been given a part number - AMT-1407 - so as long as it isn't canceled... \*NM\* \*PIC\*


By: [BruceKim](#)

In Response To: [What's with the rumours of the AMT 60 Ford Pickup kit? \\*NM\\*](#)

AMT PLASTIC MODEL KITS	AMT-1394	1/25 International Transtar 4300 Eagle Sprite Tractor Cab
AMT PLASTIC MODEL KITS	AMT-1395	1/25 1959 Cadillac Ambulance w/Gurney
AMT PLASTIC MODEL KITS	AMT-1397	1/25 1957 Ford Thunbird
AMT PLASTIC MODEL KITS	AMT-1398	1/25 1966 Buick Skylark Modified Stocker Race Car
AMT PLASTIC MODEL KITS	AMT-1400	1/350 Star Trek Klingon Bird of Prey
AMT PLASTIC MODEL KITS	<a href="#">AMT-1406</a>	1/25 Coke 1933 Willys Panel Truck
AMT PLASTIC MODEL KITS	AMT-1407	1/25 1960 Ford F100 Pickup Truck w/Trailer
AMT PLASTIC MODEL KITS	<a href="#">AMT-1408</a>	1/25 1992 Chevrolet Silverado Fleetside Short Bed Pickup Truck (Easy Build)
AMT PLASTIC MODEL KITS	AMT-1409	1/25 1996 Chevrolet C3500 Dually Pickup Truck (Snap) (New Tooling)
AMT PLASTIC MODEL KITS	AMT-1410	1/25 1965 Pontiac GTO Hardtop Craftsman Plus Series
AMT PLASTIC MODEL KITS	<a href="#">AMT-1411</a>	1/25 1968 Pontiac GTO Hardtop Craftsman Plus Series
AMT PLASTIC MODEL KITS	<a href="#">AMT-1413</a>	1/25 1950 Ford Convertible

[Zack Knowlden Asphalt Modified Race Car Wes's Model Car Corner Salvinos JR Models 1/25 Scale Model - YouTube](#)

Low Buck Spray Booth by Terry Stewart



I retired in 2020 and started modeling again. I placed my models in a cardboard box to paint them with the airbrush. It worked well until I realized that the furniture, floor, and many items in my model building room were getting a nice light coating of World War II camouflage colors. (I wonder who did that, Must of been my gray and tan cat) The acrylic paint overspray was building up all over. But it did not smell bad because I use Windex for thinner and Johnson Pledge for Gloss. So, I constructed a homemade model paint booth using readily available components. First, was a container commonly referred to as storage tote. This was a HEFTY brand 66 quart or 17- gallon unit, which currently sells for \$16.20 at Wal-Mart. Larger units are available, and the cost is about one dollar per gallon more. The distance between the top of my bookcase and ceiling is 13 inches so this is why I had to use the 17-gallon unit. Dimensions are 12 inches high, 21 inches long and 14 inches wide which will total two 2 cubic feet. Next, the Broan 50 cubic foot per minute exhaust fan is a unit which can be placed in a wall or ceiling currently selling for \$21.98 at Home Depot. It has a cover and 3-inch discharge. Plain ordinary toggle switches sell for \$4.18. Power cord about 2 bucks. Material cost is \$44.36An



additional accessory is the high-tech, manually operated model rotating turntable. Or a bargain bin Lazy Susan at Bed Bath and Beyond which was six bucks. After assembly, when turned on, and it really sucked. (Bad pun, but I couldn't resist). The translucent plastic cleans easily. Just spray it with Windex and wipe it down.



Paint booths like this can be ducted outside or use a filter. Duct tubing runs about six dollars at Wal-Mart. Due to the paint booth location in the middle of a room I have decided to go with a high tech, biodegradable, industrial grade, nonfattening, sugar-free, low-cholesterol filter system, and the filters are available at Dollar Tree 3 pair for \$0.99. They really work. Purple New Purple used after a B24 paint job.



Purple New



Purple used after a B24 paint job

Dr V did some more searching and found a total of 5: **2023 MDA Model Car Show, Roanoke Va.** videos! WOW!

<https://youtu.be/8lDlrA2WxUw>

<https://youtu.be/Gyfqpj1RJHl>

<https://youtu.be/kU7sxXzEdpg>

<https://youtu.be/avADslpptW8>

<https://youtu.be/-3yD792-104>

***Andy took a 1<sup>st</sup> place in one class & 2<sup>nd</sup> in another...plus he helped them judge!  
Then at the Simeone Philly NNL, Hammer captured the Dragster Gold!***

# Scale Model Show & Contest

## Freeport Recreation Center

### RepIcon 31

130 E. Merrick Road  
Freeport, NY 11520



Saturday March 25, 2023  
9 am to 4 pm



#### Event Activities

- ☐ Hundreds of Aircraft, Armor, Ships, Autos, Sci-Fi, Figures, and Diorama Displays
- ☐ 49 Contest Categories
- ☐ 1st, 2nd, 3rd Place Awards
- ☐ NEW! Gundam Categories
- ☐ Lots of Vendors
- ☐ Raffle



**Celebrating our 51st Club Anniversary Since 1972**

Visit our website for updated Contest Rules & Categories!



**ADMISSIONS:**  
**Contest Entrants**—unlimited model entries  
 Adult — \$15.00  
 Junior — \$7.00 (Under 17 years of age)

**Visitors:**  
 Adult — \$10.00  
 7 to 12 years of age — \$5.00  
 Seniors 65+ & Vets — \$5.00  
 Current Military — Free

**Need Info? Internet site: [www.LISMS-IPMS.ORG](http://www.LISMS-IPMS.ORG)**  
 Email Jim at: [jnboul19@yahoo.com](mailto:jnboul19@yahoo.com)



**Please be advised that Tri-State has raised Admission to \$20!**



*Promotional models aplenty. These cute little items today can bring upwards of \$300 apiece. When new, often times dealers carried them in their parts department and would give one to a customer when the new car was delivered. Many body styles were offered from Impala Coupes, Convertibles to Station Wagons.*

**LIARS Annual (2023) INPUT SHEET:**

*Here is your chance to have some input into this club without having everyone know where it came from. If you have a suggestion, an idea, or a problem you would like to discuss please put it in righting on this sheet and it will be discussed at the next meeting. Please bring your filled out sheet with you. ALL subjects and suggestions will be brought up in front of the club.*

**YOU DO NOT HAVE TO SIGN THIS SHEET.**

---

---

---

**LIARS Profile: (name)** \_\_\_\_\_ (Can be your LIARS nickname or ...)

- How long have you been building models? \_\_\_\_\_
  - How long have you been a member of LIARS? \_\_\_\_\_
  - What do you usually build? \_\_\_\_\_
  - Where do you usually build? \_\_\_\_\_
  - How many models do you have? \_\_\_\_\_
  - Do you ever take built models and run them around on the table or floor making "Vroom, vroom" noises? \_\_\_\_\_
  - How many unbuilt models do you have? \_\_\_\_\_
  - What are your favorite 3 models you have built? \_\_\_\_\_
  - Have you ever won an award for building a model? \_\_\_\_\_
  - Did you take your medication today? \_\_\_\_\_
  - What 3 models should win an all time kit of the (last) century award? \_\_\_\_\_
  - What 3 models are so horrible that you would buy them just to protect others from having to build them? \_\_\_\_\_
  - What do you drive now? \_\_\_\_\_
  - Are you bitter about anything? \_\_\_\_\_
  - Are you saving your pennies for something fun to drive? \_\_\_\_\_
  - With an unlimited budget, what 10 full size cars would you have in your garage? \_\_\_\_\_
  - What (if any) person (living or dead) in the 1:1 automotive world would you like to meet? \_\_\_\_\_
  - Do you go to model car shows? \_\_\_\_\_
  - What are your favorite model car shows and why? \_\_\_\_\_
  - Do you have kids & if so, do they share your passion? \_\_\_\_\_
  - Did you build models with them? \_\_\_\_\_
- Essay question: What else should you tell us? \_\_\_\_\_

---

# LIARS 2023CLUB ROSTER

LAST NAME	FIRST NAME	DUES PAID
AUGUS	RICH	LIFETIME PAID
BLAKE	STEVE	JAN CASH
BRENNAN	MIKE	JAN CASH
CHOUINARD	ALBERT	FEB CASH
CROMWELL	LENNY	FEB CASH
DEGAN	JOHN	FEB CASH
FINAMORE	ERNIE	FEB CHECK
GERACE	DOMINICK	JAN CASH
KELLY	BOB	FEB CASH
LAFFERTY	TOM	FEB CASH
MANRI	RICHARD	FEB CASH
MURCH	JOE	FEB CASH
MURRAY	BILL	JAN CASH
PANTALEONE	JOHN	FEB CASH
RUZZO	VINCENT	FEB CASH
SACCENTE	MIKE	JAN CASH CASH
SALIERNO	JOE	JAN CHECK
SEGRAVES	BOB	FEB CASH
VASQUEZ	VIRGIL	FEB CASH
VECCHIO	PAT	FEB CASH
WEICKART	GARY	FEB CASH
WESCHEY	CHUCK	FEB CASH
<b>22 MEMBERS</b>		

[PS can you provide DR. V with your overdue 2023 survey responses?](#)

Dr. V wishes to remind the LIARS again, this is intended to be your newsletter – Please support!

That's it for this month (almost)- **Hope you enjoyed the MARCH MCB - now go build a model!**  
**HOLD THIS MCB RELEASE...**

It is not at all unusual for someone who loves classic cars to have more than one, two, or even three classic cars, and they often refer to them as their "collection. And if this collection must be sold for any reason, it is a straightforward task. The owner, a knowledgeable family member, or a friend can usually accomplish this with little fanfare. But what happens when the "collection" consists of ten, twenty, fifty, or even over one hundred cars, and the

owner dies, gets divorced, or needs to sell the cars for financial reasons? Often the person who is left to sell the cars has very little knowledge about the cars. This makes the task very difficult. Two recent cases in point.

The first was simple. A collector in another state passed away. His collection consisted of one hundred-thirty cars. His "wealth manager" contacts an appraiser. A "liquidation value" is assigned to each car, the collection is offered for sale at these discounted prices, and the collection was snapped up by dealers and collectors all over the world. The entire disposal process took less than sixty days. Think Ahead This avoided the costs associated with disposing of a collection of this nature in a piecemeal manner. These costs might include transportation and commission fees if the vehicles were brought to an auction, marketing and storage fees if the vehicles were sold individually by the estate, consignment fees if the vehicles were consigned to a dealer to sell, maintenance and insurance costs for all vehicles until they were sold no matter the method, and the inevitable deterioration that all collector vehicles suffer to one degree or another when unused. It also avoided the risk of damage while in the care of an auction company or dealer, as well as during the transportation to these venues.

The second case is not so simple. A couple gets divorced, and as part of the divorce decree the wife was awarded a collection of cars. She had no desire to keep these cars, but the proceeds realized from the sale of the cars would be needed in order to assure her financial security. An appraiser is hired as part of the divorce process. It is required that almost all appraisals for this purpose be done at "Fair Market Value," which is loosely defined as "The price that the property would sell for on the open market between a willing buyer and a willing seller, with neither being required to act, and both having reasonable knowledge of the relevant facts about the property?" "The seller is required to act, as she needed the money, and she knew nothing about the cars. She needs advice as to the best way to dispose of the cars, while maximizing her proceeds from the sale. There are at least three ways to dispose of a collection quickly when you know nothing about the cars. The first is to call a dealer that will buy the entire collection sight unseen. They will wire you the funds within 24 hours and the cars will all be picked up shortly thereafter. They will typically offer about 70% of the appraised value of the vehicles, and they will assume all risks associated with a purchase of this nature. This nets the seller the smallest return, but it is accomplished in a very short period of time with virtually no risk. The second way is to find a dealer or collector that will inspect the cars at their leisure, who may pass on some of the less desirable cars, and will typically offer about 80% of the appraised value. This is a slower process that often results in selling the collection in "blocks," with the last, or least desirable block, being difficult to sell. The sales proceeds will be higher, but it will likely take much longer, and the seller will assume many of the risks identified earlier that are associated with storing the cars. The final alternative is to consign the cars to a dealer to sell. A dealer will typically take about a 10% commission, which in theory should net the seller about 90% of the sale proceeds. But the dealer will want to maximize the sale price, so time will likely not be of the essence. And in most cases the seller will be responsible for repairs that the dealer needs to make in order to sell the car. Ultimately the seller will have to decide how much risk and time she is willing to take in order to decide which option is best for her. This all stems from the fact that she has no knowledge of the property that she must sell, which puts her at a huge disadvantage. {Extracted from a local (NEWSDAY) paper}

Let's develop the LIARS approach to help a LIARS next of kin dispose of a model collection. SUGGESTIONS?

**Just announced by Atlantis - No release dates have been given.**

By: [Spotlight Hobbies/Matt and Dawn](#)

1013 Auto Display Case 1/24/1/25 Standard Base  
 1014 Auto Display Case 1/24 1/25 Cobblestone Street  
 13103 1/25 Keelers Kustom's Kent Fuller Dragster  
 13104 1/25 Keelers Kustom's Competition T Roadster Pickup  
 H1271 1/25 Ed Roth Boss Fink  
 H1303 Ed Roth Drag Nut  
 H1305 Ed Roth Rat Fink  
 H1499 1/16 Mickey Thompson Marines Funny Car 1/16  
 H7152 1/25 Don Garlits Swamp Rat XXX Dragster  
 M110 1/20 Midget Racer  
 M2210 1/24 Tom Daniel Sidewinder Custom Show Rod  
 M7529 1/24 Tom McEwen Rear Engine Dragster