

PLEASE REMEMBER TO BRING A FOOD STUFF FOR THE PANTRY

# LIARS

"Not Just Another Model Car Club!"



EST. 1991

## MODEL CAR BRIEFS

LONG ISLAND AUTO REPLICAS SOCIETY

| Newsletter Stuff:   | Club Stuff:   |
|---|---|
| <b>Bill Murray</b><br>(516) 293-6378<br>murfam7@yahoo.com | <b>Pat Vecchio</b><br>(516) 375-6047<br>patvssb@aol.com |

*LIARS April Theme: Welcome To our new Adventure/ home & our Antique Car Models*



*We are well into our 31<sup>st</sup> year as a Club; let's hope that we all stay healthy during this COVID-19 & beyond presumed to be crisis and that we can still attain some measure of prosperity. Then perhaps we can build a new Club display...*

*MCB Contributors: Steve Blake, John Buzzario, Paul Drago, Pat Vecchio, John the Artist & ...*

*Comments from other members ...*

*...Hopefully you all will add your monthly contributions (as part of your New Year's Resolutions!)*

LIARS Web Page <http://www.liarsmodelcarbuilders.com/>

**The LONG ISLAND AUTO REPLICAS SOCIETY (L.I.A.R.S.) Model Car Briefs is dedicated to bringing you the best and most up to date information about our great hobby of model building**

*Stay well my friends and enjoy model car building*

According to the Mayo Clinic, "Meditation can produce a deep state of relaxation and a tranquil mind. During meditation, you focus your attention and eliminate the stream of jumbled thoughts that may be crowding your mind and causing stress. This process may result in enhanced physical and emotional well-being."

Deep state of relaxation, tranquil mind, and focused attention...Sounds like model building.  
Dr.V &/or you could do this...



...or I &/or you could do this.



I know where I'm going. (*T Jesse, esq. started this*)

- Yep, model building is my best relaxing time. As my wife says, I don't know how to relax and meditation would never work. Can't sit and do nothing!
- Dr. V's significant other's spin might be: well Bill is not out buying models &/or Antique Cars.
- Dr. V reflected on the 1<sup>st</sup> pic ... "Give me &/or my relatives the will to live with my passion to collect (vs. SELL his collections - Well Dr.V &/or family plus Pat V. can dream...)

Good day to my fellow modelers &/or 1:1 enthusiasts...

We as in LIARS, are approaching April 14 2022, when the LIARS officially moves their monthly meetings to the Town of Oyster Bay (TOB) Albany Ave. facility on the 2<sup>nd</sup> Thursday (for Jan.-June & Sept.-Dec) months) @ 8PM!

As previously noted, the 1:1 Long Island Motor Touring Club (LIMTC) is willing to share their meeting hall with the LIARS during these monthly meetings. Both clubs gain benefits!

### Reality check:

- LIMTC members recently have not met their monthly meeting commitment ...as in insufficient members that attend/are needed to maintain our commitment to TOB (as number of attendees that attend each month...)
- LIARS can no longer afford to pay their monthly rental to the "old facility"
  - The LIARS organization has rented their monthly meeting at an unaffordable rate for years!
  - Your MCB editor cannot believe that our previously meeting place could care less about the LIARS maintaining access!

So both LIARS & LIMTC are commencing a new adventure (LIARS started in 1991, while LIMTC started in 1957 – even before Dr.V became a teen!)

**THERE ARE TOO MANY LI CAR CLUBS WITH DWINDLING MEMBERSHIP(S)! Clubs do not appear to want to merge, nor perhaps wish to exist! Did Dr.V state reality? Then there are a number of model related clubs who have diverse focus; while ignoring the fact that they may not have "a stand alone future!"**

**You be the judge...The following Preliminary section needs your concurrence @ April mtg.!**

### LIARS MEETING MINUTES:

Thursday March 17, 2022 P. Drago Notes:

This is our last meeting notes from the Rec Center! The next meeting and (hopefully) all thereafter will be held at the TOB Massapequa facility on the SECOND Thursday of the month.

Last meeting began at 7:40 pm with the Pledge. There were (21?) members in attendance.

1. Cost comparison of in-house vs. restaurant Christmas party: per last meeting Ted Pappacena has requested what the cost of our last "in House Christmas Party" (held December 2019). Pat Vecchio found records and it was \$365.

2. Regarding having our annual LIARS Challenge show: mixed reviews but we are leaning on trying to have it: A show of hands indicated more are for having the show than not. ( see 3/27 update below)



2a there are a few obstacles that need to be addressed immediately namely:

- getting status of where we (club) stand in relation to Freeport Rec center
- will Rec center be open and available
- our previous down payment still active and honored. (\$250)
- has the rental fee been changed.

Paul Drago will address all of the above: obtain information and report back to the membership ASAP.

2b. We have tried to contact several vendors to get an indication they would in fact attend our show. Results were mixed: some said yes; some never replied: We will still pursue contacting them.

2c. VP Paul Drago proposed we do have the show citing many big shows have already been canceled: the majority of people he spoke to, members, friends, non-members, other modeling community members; all are looking forward to something show related. It \*(we) may be the only reasonable size car model show held this year. As he stated, “we have more things working in our favor than against it”

2d. Discussion came up to: Consider a smaller venue: one that is not held at Freeport Rec, but perhaps a VFW hall, or K of C, or other community center. (Topic put on hold:) pending on results of Freeport Rec center questions answered (stated in 2a)

2e. Rich Mandrie suggested: A smaller venue can be considered as a “plan B”: this was agreed on pending results of current Freeport Rec center status. All members are asked to inquire about availability of known rental space in their respective communities.

2f. The last (2019) Show expenses were summarized by Pat Vecchio: Show cost us \$3084!

2g. Loss of income: We can consider raising cost of table rentals, and admission if necessary. Currently we have not ordered or paid for any trophies yet. We may also need to consider downsizing the trophy size or style to save money. Currently there is no consideration of eliminating any competition classes yet.

3. Annual auction: When income of auction was addressed we agreed to still have a club auction citing if 21 members show up and spend an average of \$20 each, club would take in at least \$420. As to when the auction will take place we agreed it will be at the October 2022 monthly meeting.

4. Show Fliers: It is urgent that new show fliers be made up and advertised ASAP (as in April 2022!).

5. Website development: John Panteleone/ wife Pauline have been working on revising and updating our website. Some examples went out for all to see and it appears to be shaping up nicely. Understandably, Pauline has her own business to run, so any time she spends with the website is greatly appreciated. We hope when all is done, John can easily manage the website on his own.

6. Sad and tragic news: Gary Weichert reported that former member Tom Tramontano’s son, Luis passed away March 10?). Although services have passed... the club routed condolences to Tom.

- Thomas Tramontano <tomny17@gmail.com> wrote: “I want to thank the LIARS for their kind thoughts. Luis always liked going to club meetings and the shows. Again thank you from Tom & Mrs. T

7. The Rev suggested at the mtg., that Antique auto models be the theme, since we are to share LIMTC facility.

8. Meeting adjourned: 8:37 pm. respectfully submitted: Paul Drago V.P / acting Secretary

*March 27, 2022 update*

*Subject: Freeport Recreation Center*

As mandated at the last meeting; I attended the REPLICON Show at Freeport Rec: I was able to meet Mr. Henry and discuss the current status of our show. I was accompanied by strong arm, Lenny Cromwell, just in case.

1. Our check for a deposit of \$250 still is valid and the day is held for **Saturday, November 12**.
2. We usually show up the Friday night before, to set up. However, Friday is Veterans Day and the Recreation Center will close at 5 PM. Therefore we need to show up Friday afternoon. We must make sure when we show up there is no activity

in the gymnasium. Mr. Henry advised we call at least a week in advance of the show.

3. The price of rental has gone up to **\$1,880.00** per day.
4. There will be **NO FOOD**. The food and snack area is shut down indefinitely. There are however still a few vending machines in the lobby for snacks and beverages. (*Dr. V Woopie!*)
5. It appears all of the chairs in the center lobby have been removed. There is a small square area with built in hard, wooden benches.
6. Currently: there are no restrictions mandated by the county or state: Wearing a mask is optional. No one can guarantee what the situation will be in November.
7. Other information: According to Mr. Henry, recent shows that are returning to the center have had good to lighter than usual traffic. The upcoming Guitar show has been canceled. The Gem and mineral show (a two day event) is still scheduled to take place.

Observations of the REPLICON show appeared to have a reasonable amount of vendors, however not as many in years past according to Bob DeMaio, former president. The attendance appeared to be good. (I may inquire as to how many attended) and paid at the door.)

- I spoke to many vendors that had car related items for sale, including *Atlantis Hobby*. All had an overwhelmingly positive response to our show in November. Many have asked how to sign up and reserve a table. I have names and contact information of a few new vendors who will also be interested.
- Included herein is a separate article about the entire Replicon show.


Respectfully submitted: Paul Drago V.P.

Dr.V: Checkout Stryderprime's - IPMS RepLIcon 2022 <https://youtu.be/aqx8doxNXUY>

Appox. 10 LIARS attended *RepLIcon*. Only Hammer provided an input to share with us!!!  
**THIS IS YOUR CLUB! PLEASE CONTRIBUTE/SUPPORT!**

**PHOTOS from March. mtg.**

Lenny's display included:



*Richie Rich Mandry and Vinnie Russo had a 67 Impala challenge build. Vinnie did the crushed and*



*Richie did the custom. Both great builds! Both are winners Vincent's red entry is under his 4x4. Richie's clean build (in green) is in the background*



*Some serious discussion was going on...*



**John displayed a number of his older models**




*And here is our Group build again!!!*



**LIARS board members: John the Artist, Hammer, Dr.V & our esteem new leader of the pack Pat V. met at the Feb 10<sup>th</sup> LIMTC mtg Pat had another minor accident on the way...**



**Leave it to Hammer to add levity (read bag label)**




**Here's the Hammer setting up his goodies for sale**





**With Gary looking over potential purchases...**



**Paul's Work's In Progress (WIP) cases! Love 'em!**

**First Impressions**



*PS keep the faith, stay safe and enjoy our great ESCAPE FROM REALITY HOBBY!*

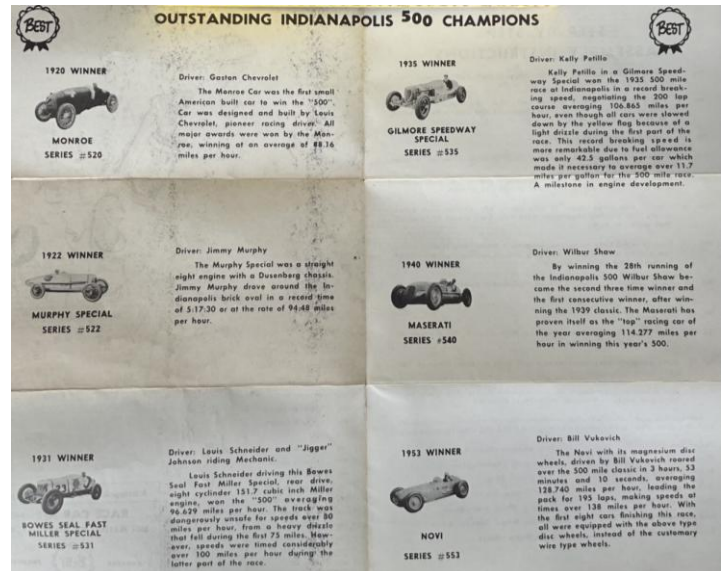
*Good day to you my fellow LIARS/family/friend of/ or perhaps someone who is simply surfing the Internet in search of model car goodies and happened upon the LIARS! If so, WELCOME & PLEASE STAY! Why not introduce yourself –*

*Dr.V attended the 1st official Bellmore 2022 flea market on 3/27... Then attended Bald Hill LI car show...bottom line I was freezing!!!*

- *No one responded to his request - do you want me to take you...you were smart...staying home...*
- *Bellmore was AOK...I actually purchased models! One of which is an original “BEST (Brooklyn NY) 1954 kit (#540) Indianapolis Champions Maserati 1940 Winner, original retail 79 cents! (1/30 scale)*



*Other “BEST Toy” 1954 s models included:*



**There has been some discussion regarding covering RC. Check “RC Truck with Snow Plow Is the Best Way to Survive Winter” – yes it’s Spring with snow...**

<https://www.motor1.com/news/576116/rc-truck-snow-plow/>

**Steven Vilardi (LIMTC) thought you might enjoy Tsunami**

<https://www.youtube.com/watch?v=oWzdgBNfhQU>

<https://www.youtube.com/watch?v=x4z0DH9hEoU>

**Military oddities**

<https://www.youtube.com/watch?v=xZkk5iTstKs>

**Russian car crashes**

<https://www.youtube.com/watch?v=T7ktIxOujNk>

<https://www.youtube.com/watch?v=kz0KpgzwDE>

**Italian car crashes**

<https://www.youtube.com/watch?v=7AzU9BqHjz4>

**Italian bicycle crashes**

<https://www.youtube.com/watch?v=pCtAgvrcOHs>

**The Devils in the Details Pt 16**

**By Steve “Big Daddy” Blake**

Hey folks, how’s it going? Well, here is my project (almost finished) I decided to name “The Old GOAT”. It is to replace a model I sold off years ago. It represents a street/strip warrior we would’ve seen at National Speedway on a Friday evening back in the seventies. I must give a shout to Ted Papicena (sorry Ted if I misspelled your name). I called on him for ID ing the class she would’ve run in.






Found a Mr. Horsepower decal from a Lil Coffin kit. ( I always liked that “angry” bird)



Engine bay with some mild detailing.



Aluminum tube scavenger pipes.



Looks like Big Daddy still has his 1973 racing bug



The next installment will have the final pics, as well as the continuation of my “Replicating the Past” series.

For now, here is a list of detailing items used:

- AMT 65 Pontiac GTO with a scavenged and modified AMT NASCAR Chevelle chassis.
- Dupli-Color primer surfacer (grey), Dupli-Color touch up paint (Amazon Green Met) Dupli-Color black primer, Rust-Oleum satin black and semi-gloss black for the roof.
- Model Car Garage 66-65 GTO detail set
- Detail Master Radiator and heater hoses (hi-temp red) seat belt hardware and header flanges.
- S&S Specialty’s ignition looms
- MSC Model Products spark plug wires (red)

- Best Model Car Parts for the New York period plates.
- Model Velvet Interior black flocking.
- **PlasTruct** for various bits and pieces.
- Micro Mark for the aluminum tubing
- Last, but, not least Bare-Metal foil.

Oh yeah, one more great quote from the movies



## Back to Our Roots

By Pat Vecchio (our leader)

Good afternoon fellow club members,

I trust that you are all doing well. In this issue, I am going to discuss a subject that is as diverse as it gets. Painting your model to a show-quality finish. We all have had a starting point.

The first model that I painted was a 1958 Pontiac. My dad was painting our kitchen yellow so I figured that I should paint my model the same color. I used a paintbrush to apply the paint. Well, the results were not good. So, for the next model, I decided to try using a rattle can. I was told that before I spray paint, I should warm the paint in water.

So when I arrived home with my new model and a can of spray paint I took out a pan and filled it with water. I placed the spray can in the pot of water and turned on the gas. I was on my way. After a few minutes, the water started to boil. Shortly after the can decided to expel its contents. My mom's curtains had brand new polka dots.

I figured that I made the water too hot. Maybe I thought that I was cooking pasta. LOL. Needless to say, mom was not at all happy about her newly decorated curtains. After her fit was completed, she advised me that I must pay for new curtains, and I was no longer permitted to paint indoors. She told me to paint outside far, far away from the house.

As time progressed, I did get more efficient at spray painting my models. AMT at that time manufactured a lacquer-based spray paint, which was fairly acceptable. Throughout the years I have used various brand names of spray paint.

About ten years ago, I decided to try airbrushing. That opened up a brand new world as far as spray painting.

I purchased a Paasche airbrush. It was a dual-action siphon feed system. To this day I am still using the same airbrush.


Like the rest of the model builders, I have experimented with various brands of paint.

Currently, I am using House of Kolor paint which is a urethane-based product. It is rather expensive. The average price for four ounces is twenty dollars. Properly prepared the results are well worth it. The picture that you see is a 1947 Chevy manufactured by Galaxy models.



The color is Dark Cherry. The flake is Color Shift Pink Champagne. The color shifts as light hits it at different angles. I then proceeded to use a urethane-based clear coat. I am very pleased with the results.

The next picture is a model of a 1963 Ford Fairlane. This is an original kit that I decided to build as a custom that was in style at that time.



The paint is Testors Purple-Licious a one coat lacquer that is sprayed directly from the can. No I did not heat it in a pot of boiling water. LOL.

I placed the can in warm water from the faucet. Once the paint dried, I then proceeded to use Testors Color Shift Purple Sunrise. After it dried I then airbrushed three coats of urethane-based clear coat.

I will bring these two subjects to our next meeting. Pictures do not do the paint jobs justice. On a final note, I recently purchased a bottle of acrylic paint. The cost was fifty-eight cents. I have yet to try it out. At our next meeting, I will give you an updated report. We can discuss the different ways that we paint our subjects.





So why do we take pictures in our wash/dryer area?



Well, that is all for now; Looking forward to our new venue regarding our monthly meeting. Keep on building.

Thank you for your time and support and God bless America. Pat Vecchio.

REMEMBER THOSE WHO SERVED



ALL GAVE SOME, SOME GAVE ALL

**GOD BLESS AMERICA!**

Pat Vecchio

*Dr.V comments:*

As I have previously noted, my 1<sup>st</sup> model was also a 1958 Pontiac which I no longer have - since I traded it for another model...yes I hand painted it numerous times until I figured out how to (sort of) smooth the paint...

**MENTAL FLOSS  
BY JOHN THE BUZZARD**

To honor the LIARS conducting future meetings with LIMTC, "The Buzzard" provided the following:

The kit is Revell's '32 Ford two door sedan.



It's pretty much box stock (i.e., using just parts from the kit- no other parts from other kits were used). I painted it with a cheap spray can of flat black and weathered it with washes (paints that have been extremely thinned) and genuine dirt.





Some of the decals were from other sources.




Build on! -John the Buzzard

Kits and their inspirations...Something different from the Buzzard ... [Works In Progress](#)







One more...

### REPLICON 2022 Show - HAMMER (Paul Drago)

It was a cold and windy day, compared to the recent wave of amazing weather. I actually was glad, because it gave me an excuse to stay inside and squeeze out as much model projects as I can. Let's face it: as the weather warms up, so does our unwillingness to go outside and do actual work.

Be it as it may, it felt like I was going to our LIARS show: same route, same traffic, and cold weather. - This was different because Replicon is my first model show of the year, and yeah I'm kinda "biting at the bit!" I paid \$15 dollars admission, including unlimited model entries.


In my case I just had one. There were plenty of vendors and attendees. Best of all was a very good presence of my buddies from the club! There were about 10 LIARS there in the course of the day. Another pleasant surprise was the amount of automobile entries: much larger than I can recall in years past....and the overall quality was amazing!

Before I got carried away, taking photos, hunting for stuff... I had club responsibilities to fulfill. I was on a mission to get all the information from the manager, regarding our show status in November. I grabbed Lenny to act as my bodyguard, and we marched into the office. After meeting with Mr. Henry; Lenny and I had smiles on our face. WE ARE A GO For NOVEMBER!

A separate report (included herein) regarding the specifics of the show; which I plan to address at the next meeting ... at our new location.



When I finally got back to the show floor, I spent some time admiring the cars and taking photos. To name a few: there were Lenny Cromwell's outstanding 64 Olds



Bob Seagrave's entered 49 Ford Gasser, and Chevy Modified. Here's Bob being congratulated!



Greg Hunt had a beautiful diorama which I saw for the first time. The entry told a story. (The steel milk cans were a perfect added touch).



The other categories, non automotive were to say the least, just stunning. I'm always amazed of the detail that goes into the planes, armor, figures, and many wild miscellaneous entries.



I was fortunate to meet up with Larry Greenberg (Model Cars Magazine – pic on left) and we had a great discussion as always. He introduced me to the guys at Atlantis models (who had two tables). I met Center: Peter Vetri (President of Atlantis), and Right: Rick DeFavero Atlantis VP. Atlantis had a nice display of the majority of model offerings. There were a few “ test shots” on display



and they were selling some kits as well. (Dr. V has a Revell model of these passengers (that Revell painted)n from a Display Promo)- Dr.V cannot locate rest of display...Oh well...





When asked if they would attend our show in November the answer was Sign us up! They also expressed interest in visiting our club meeting in the future, as well as possibly hosting a club “field trip” to the factory. I will keep in touch with them for sure.

Just about every vendor I saw which had auto related items expressed interest in vending at our show. I made a list of contacts including some who have vended in the past, and others who are relatively new. The overall consensus is very positive and encouraging.



Ok one more – very accurate documented replica



At the end of the day Lenny, Greg, Bob, took SEVERAL awards! Great job guys. The Hammer won first place open wheel competition, but he was truly taken aback when they announced he won best automotive. Overall we had a nice time and it was great to finally come out of hibernation and meet up with friends and fellow modelers who ALL have been suffering from cabin fever! Hammer

**Next: Additional March Mtg. pictures**



Pat displayed an interesting wagon...





Along with: (Yes wheel is crooked due to braking)



very thick and worked so bad I couldn't do anything with it. Here are some pictures of it from e bay. I'll bring it to the club if I get before the next meeting.




Next up...

WOW 2 in 1 - What came first? The epoxy or the slot car bodies?

How cool is this?! When I find these kind of things at swap meets I gently brush or wipe it as clean as possible, slip it in a zip lock bag and hang it from the basement rafters along with the rest of the menagerie! Awesome score! Ernie



Next: Tiny Supercharged V-8, Lego BTTF DeLorean



[https://www.hemmings.com/stories/2022/03/26/four-links-tiny-supercharged-v-8-lego-bttf-delorean-tornado-truck-audi-museum-app?utm\\_medium=email&utm\\_source=hcc\\_weekly&utm\\_campaign=](https://www.hemmings.com/stories/2022/03/26/four-links-tiny-supercharged-v-8-lego-bttf-delorean-tornado-truck-audi-museum-app?utm_medium=email&utm_source=hcc_weekly&utm_campaign=)

3D Printed 1939 Willys Body W/ Bumpers, 1/25 Scale Mike Brennan <profalcon62@yahoo.com>

Hi; Bill I've been on E bay a lot and ran across this 3D Printed 1939 Willys Body W/ Bumpers in 1/25 Scale. Years ago I bought a resin cast one but it was



There are endless examples of incredible craftwork in the automotive world and, in our modern times, out on social media. Which inevitably leads down more and more esoteric rabbit holes, such as running scale model engines. [Mac's Motor City Garage](#) recently featured [Don Baker's YouTube channel](#) and this 1:4 scale, 6.28-cubic-inch V-8 that revs to 8,000 rpm and includes a Rootes blower .



2. Back to the Future fans, Lego is reaching for you wallet with [a model of Doc Brown's De Lorean time machine](#). Sure, you might say, but which De Lorean? It changed over the course of the trilogy. The answer is all three. The kit, coming April 1, 2022, can be modified with the lightning rod from the first film, hover wheels and Mr. Fusion from the sequel, and whitewall tires with hood-mounted circuit board from the third film. Plus, Marty and Doc Brown minifigures and a hoverboard are included.

Next

Dr. V has been rather quiet up until this time! How come Dr.V cannot find a modeler who builds include models of customs such as?



Future releases!




Exciting New Resin Customizing Kits coming out soon by Kaucher Kustoms Models

|  |   |
|--|---|
| <p>1969 CUSTOM SPORT WAGON</p> <p>RESIN CUSTOMIZING KIT</p> <p>THIS KIT INCLUDES:<br/>Fully detailed Ford F100 body<br/>Interior Tub with door panels and dash<br/>Chassis with extra line clearance<br/>Cool Hood and front valance<br/>Rear window and side glass</p> <p>Award Winning Style</p> <p>www.KaucherKustoms.com</p> | <p>1969 CUSTOM SPORT WAGON</p> <p>RESIN CUSTOMIZING KIT</p>   |
| <p>1968 FASTBACK COUPE</p> <p>RESIN CUSTOMIZING KIT</p> <p>THIS KIT INCLUDES:<br/>Fully detailed Fastback body<br/>Interior Tub<br/>RS100 hood and front valance<br/>Rear window and side glass</p> <p>Award Winning Style</p> <p>www.KaucherKustoms.com</p>   | <p>1968 FASTBACK COUPE</p> <p>RESIN CUSTOMIZING KIT</p>       |
| <p>1962 TURIN SUPER FASTBACK</p> <p>RESIN CUSTOMIZING KIT</p> <p>THIS KIT INCLUDES:<br/>Fully detailed Fastback body<br/>Interior Tub<br/>Custom Hood and Bumpers<br/>Rear window and side glass</p> <p>Award Winning Style</p> <p>www.KaucherKustoms.com</p>  | <p>1962 TURIN SUPER FASTBACK</p> <p>RESIN CUSTOMIZING KIT</p> |
| <p>1964 ESPADA</p> <p>RESIN CUSTOMIZING KIT</p> <p>THIS KIT INCLUDES:<br/>Fully detailed Fastback body<br/>Detailed bucket seat interior<br/>Chassis, motor and wire-rod<br/>Window Glass and bumpers</p> <p>Award Winning Style</p> <p>www.KaucherKustoms.com</p>   | <p>1964 ESPADA</p> <p>RESIN CUSTOMIZING KIT</p>               |

OK APRIL'S FOOL!



**But these are real!**



**New topic: Estate Sales** Dr.V will discuss at our April mtg., the following NEWDAY ad...

furn., glass & dinnerware, lrg coll of H O & Lionel trains, die-cast cars, HESS trucks, Atari & Nintendo games, linen, clothing, small appl., tools, home loaded, all priced to sell, no pre-views, bring bags & racks


Paul Drago forwarded "Just saw a short newsreel about a young boy who was blinded in an accident. His mother encouraged him to build model airplanes, which led him to have a wood shop in his garage, which got him noticed by two local defense contractors, which led them to hire him, who trained him to use complex machinery to produce airplane parts, that eventually helped the USA win the war.

All from a crude wooden model airplane. (and imagine if he built CARS)

The next time anyone is criticized for building model cars, just reply "I'm building up America! What have youuu done?" Lol



Paul has downloaded the video clip...rather large...Contact him/ Dr.V for a 1:1 copy.



Last minute update that Paul just rec'd:

Former member Greg received 4 awards, 2 Gold and 2 Bronze. The only class that he knows of is Gold in Motorcycle. He has to wait till they post the winners on their website. From where Greg was standing he couldn't hear the announcer very well.

As for other LIARS that attended...Oh well, better luck next time letting your LIARS know what happened!!!

That's it for this month - - - -Now go build a model - Happy April's Follis Day!