

PLEASE REMEMBER TO BRING A FOOD STUFF FOR THE PANTRY



**MODEL CAR BRIEFS**

LONG ISLAND AUTO REPLICAS SOCIETY

**Newsletter Stuff:**

**Bill Murray**  
(516) 293-6378  
murfam7@yahoo.com


**Club Stuff:**

**Rich Argus**  
(516) 579-3379  
r.argus@juno.com

*Next Real Meeting's theme:*


*LIARS Auction you & I need one!*

**AUTOMOTIVE ART, MODELING, AND 1/1 SCALE VEHICLE EXHIBITION**



*We're in our 30<sup>th</sup> year as a Club; let's hope that we all stay healthy during this COVID-19 crisis and that we can all attain some measure of prosperity. Then perhaps we can build a new Club display...*

*MCB Contributors: Steve "Big Daddy" Blake, Hammer, Ernie "SlotBeat" Finamore, Gregory Hunt & nonmembers*



**LIARS Web Page <http://www.liarsmodelcarbuilders.com/>**

**The LONG ISLAND AUTO REPLICAS SOCIETY (L.I.A.R.S.) Model Car Briefs is dedicated to bringing you the best and most up to date information about our great hobby of model build**

*Memories from the 2004 LIARS Model Car Challenge November 15<sup>th</sup> at the Freeport Recreation Center*

**LIARS Unofficial Official**

**HOT STUFF**

**Old & New**



**LIARS Unofficial Official**

**HOT STUFF**

**Old & New**

Hi Everyone ... I'm still regaining my strength.

...

Stay well, hopefully we'll be back to meeting at the Rec Center.

Rich - That's it for now. Keep building!! Hope to see everyone soon. Rich [r.argus@juno.com](mailto:r.argus@juno.com)

*Dr.V visited Rich & captured some of his latest...well he would rather build then develop a MCB article...*



*Please remember the needy and bring can goods to the monthly meetings*

*Some Words from the Editor At Large*



**First Impressions**

**POWER. STYLE. BEAUTY. GRACE**  
CELEBRATING THE DISTINCTIVE HERITAGE OF THE AUTOMOBILE.

*Since it is time to escape reality, let's proceed to your reading room...*

**Well perhaps next month these editors will be back**

- One Man's Opinion By Rich "Charlie" Manson
- Ted Pappacena
- Pat V.

**Dr V joined Mickey, Rich, Ernie & others for the May 20<sup>th</sup> LIARS Virtual meetings.**

**top level Session summary:**

- Rich briefed us that he had to have his new 27 Red T towed to fix fuel problem...unless you have experienced 1:1 car problems, you may not appreciate those of us that **ALSO ENJOY 1:1**
- Rich noted that he has no more space to display new models - sounds like another reason to expand his garage...(repeat comment)
- Rich displayed his Revell Valiant, 32 Ford...
- We/re getting better at displaying (as in holding up their latest builds it's hard to see...pictures follow...)



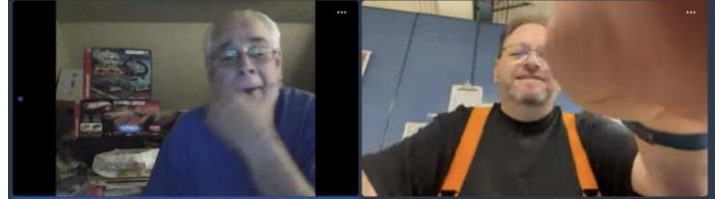
**Well Pat did not seem enthused...then Rich tried..**



**Pat still seems ... Then Ernie discussed a new 800 page (can you imagine slot) book...**



**Then there was ...fill in the reason...**



**Dr. V even laughed ... Superbird's 3D discussion even had Pat...**



**Next Virtual Session is June 3<sup>rd</sup> !**

**NO UPDATE:** Rich rec'd a call (4/16) from the Town of Brookhaven, the rec. ctr. will be reopening July 6th for the start of the 2021 season. When Rich receives further info, he'll let everyone know.

- Attendees please provide your inputs for the MCB.

**Mickey/Bobby thanks for hosting these events!**

**Next...The MAMA web site has been updated**

<http://www.mamasboyz.org/>

**Checkout the new models posted! Their great!**

**Next...From an Andy routed Pocher site...**

**As Pocher kits continue to age, the plastic parts - as well as the bolts - become brittle and easily break-**

able. Therefore, we strongly recommend pre-drilling for every bolt to avoid unpleasant mishaps!

Dr V purchased this 1/25 scale Sterling model (without cab) at a local flea market. Does anyone have info.? (PS I should have captured Trouble's expression when I returned home...priceless



OK, you rich LIARS, how about purchasing:::



If you can't read price – not to worry...u can't afford it

### The Devil's in the Details Pt 6

By Steve Blake



Well, while doing my repaint, I thought that I have always talked about stripping paint and chrome with oven cleaner, but, we haven't gone over basic "tools" and processes.



First off, it's recommended to use a covered container. Mine is a surgical tray I liberated when I was at SH Hospital. Covered food containers of various sizes can be found at the Dollar store, Marshal's, Kohl's and the super market. I suggest one large for bodies or multiple parts and a couple of small ones like you get from Chinese take out for small parts and wheels.

Next, it's very important to get rubber gloves. EZ Off will eat you alive!

Speaking of EZ Off, get the YELLOW name brand can. The blue and the other versions out there suck.

Head to Home Dumpo or the hardware store to find a Good face mask to protect your lungs. The vapors are not fun. I got a 3pack from the paint dept at Lowes. It actually turned out to be a N95 type.

Last, but, not least, an old toothbrush is needed to scrub the gunk that used to be paint and or chrome off the parts.

Now don your mask, place the parts to be striped in the container. Then spray EZ Off liberally covering all surfaces. Cover overnight. You can save the used oven cleaner in one of the smaller containers to strip smaller parts. After scrubbing the yuck, rinse thoroughly then wash with dish soap. Set aside to dry.

Speaking of chrome parts, the racks I sent to The Little Motor Kar Co. came back and the stuff is BEAUTIFUL! Check the attached pics.



Please remember the needy and bring can goods to the monthly meetings



What do ya think? BTW the '59 Merc front and rear bumpers are available if anyone likes.

Onto the NASCAR restoration. The hinges are very tricky. The kit has nylon line to use as hinge pivots. I opted to use guitar string core instead.



In the next issue I'll get into the re-decating and the continuation of the Corvette.

For now, Be Safe and keep building they ain't good for nothing hiding in a closet. Steve

**Pat's Pontiac Passion**

Hello fellow club members,  
I do trust that you are all doing well.  
Until we meet again, please stay safe. God Bless America.  
Pat Vecchio.

**What's New**

Please be advised that neither LIARS nor Dr. V receives anything from Atlantis or anyone else...  
From Old Dragger



Atlantis Toy and Hobby 2021 has a 12 page full color catalog. (Dr.V attached the 3 pages of models ...) You can view the catalog online or purchase a hard copy for your collection.

<https://drive.google.com/file/d/1RBkD9i1lkufIJq0B15biaX2QOPL0Bmxl/view>

<https://atlantis-models.com/atlantis-toy-and-hobby-2021-catalog-hard-copy/>

Next model is very interesting



**REPEAT: June 5, 2021@ America on Wheels museum Allentown, PA.** Museum admission also gets you full access to the Eddie Sachs Memorial slot car show. Sachs was one of the frontrunners of the USAC champ car circuit who unfortunately lost his life in the big fiery crash at the 1964 Indianapolis 500.

See you at our online meetings, a hobby store, or a 1/1 car show this summer! Stay safe and healthy. Enjoy the hobby! – Ernie

*Latest candidate LIARS bus...next month...*

## Funny, It Could Have Been Nice...

From Greg Hunt

So, I had this Revell Funny Car kit but the decals were friggin' ugly. Spy vs Spy. As much as I enjoyed the magazine when I was young I really could not use the decals.

So, I went on Slix's website and started looking for a Funny Car livery that was different. I came across the Winston FC and really liked the fresh bold graphics (and I used to smoke Winstons).

So, I ordered up a set of Slix's decals. In a few days they arrived, hot damn off to work I go.

So, the very first decal I applied, the rear window, looks great, black background with gold horizontal lines for the defogger, disintegrated before it made to the body! Tried to salvage the parts, didn't work.

So, I figured that I would remove any shreds of the rear window decal and just paint the window black and move on. I figured I should try a smallish flat decal next. I tried the black square on the hood next...it broke in two while I was letting it soak.

So, now I'm really ticked-off at Slix, some of their decals go on with out a hitch others not so much.

So, I grab the card that comes with the decal and read it again with both eyes this time. It says that Slix will replace any defective product. Cool! I email Slix tell them of my problem (the one with the decal). The next day Becky from Slix emails me

back, apologizes, tells me that she is sending out to me not one but two copies of the decal plus a bottle of Microscale's Liquid Decal Film.

So, I went to work, between the three sets of decals plus the use of the decal film I was able to finish the model. Looked great, let it dry for seven days including one day in the dehydrator, clear coated it and bubbles appeared everywhere! Just SHOOT me!

So, It now sits in the back of a shelf that's a little too high to really see it very well. I like Becky. I hate decals!



Gregory Hunt [greghunt27t@optonline.net](mailto:greghunt27t@optonline.net)

Next, an IMPS request ... hopefully it can apply to us!

# ARTICLES WANTED!

Maybe you build cars. Or jets. Or figures. Or tanks. Maybe you slap em' together. Maybe you count every rivet.

## WE WANT TO KNOW WHAT YOU ARE BUILDING

How did you built it?  
What makes this particular subject interesting?  
Do you have any special tricks?

Any IPMS USA member can submit an article on any modeling related topic to the IPMS USA Journal. The standard word count is 3000 and it should be well documented with high resolution photos.

*Please remember the needy and bring can goods to the monthly meetings*

## **AUTOMOTIVE ART, MODELING, AND 1/1 SCALE VEHICLE EXHIBITION**

*Ernie let us know about an enjoyable event for all our fellow LIARS members, and maybe their families, too!*

*Here's the info for the museum, this will get you to their website and more detailed info:*

[rebolicenter@gmail.com](mailto:rebolicenter@gmail.com)

*The name of the exhibit is Shifting Gears, and the admission is FREE! (Of course, as with all museums, any donations are gladly accepted and appreciated).*

*Famed Long Island master modeler Marshall Buck is one of the featured artists that will have some of his amazing automotive work on display. I believe many LIARS members are familiar with his name, he may be there himself to say hello and answer questions about his work. He does not model from plastic kits, nearly all of his pieces are 100% scratchbuilt, usually in the larger scales.*

*Ernie was there and also enjoyed the outdoor exhibit of Italian automobiles.*

*The history room also featured a presentation of materials from noted Long Island historian Howard Kroplick, pertaining to the Vanderbilt Motor Parkway and the famous automobile races held there over 100 years ago. They were the first organized auto races to be held in the United States, and had entries from overseas as well.*

**Hammer attended and provided:**


**Michele and I took a drive out to Stony Brook on Sunday (May 16) to see the show that was mentioned in the E-mail.**

**There were a few classic and sports cars in the parking lot, namely a beautiful silver Ferrari and a Fiat Mini.**

**We met the unofficial tour guide who looked and sounded a lot like Ernie. He showed us all the amazing scratchbuilt models, original artwork, photos, and sculptures on display.**

**There were also lots of goodies to be had: A limited edition collectors magazine, literature, pens, and tote bag. I hope you enjoy these photos; and by the way, when we went outside and removed our masks, the unofficial tour guide turned out to be Ernie!**

**Let's start with a 1/8<sup>th</sup> scale 1926 RR**



**1-20 scale McLarens**



*Please remember the needy and bring can goods to the monthly meetings*



before and after BMW bikes

Ferrari above! Below made of rolled up newspaper



Great artwork all over




remember these ads ?

Please remember the needy and bring can goods to the monthly meetings





top\_1932 Chrysler 1-14 scale\_bot signed by Dan Gurney



top-Alfa Romeo 1-24 scale\_ = bot Ferrari engines 1-12 scale




can am car signed by Denny Hulme



Hammer the GIANT (well he did develop an excellent article)

...  
**John The Artist** routed this link – check it out...it is simply amazing that someone could develop a working engine in wood...thanks John  
<https://www.youtube.com/watch?v=qFu-Wer1dQg>

*Please remember the needy and bring can goods to the monthly meetings*



Youtube: Generic Woodworking

**Model Car Scrap Yard.**

One of Spotlight Hobbies contributors Retired Soldier (downloaded from the internet over the years, of some amazingly detailed models built by very talented modelers. Included are☺



*Please remember the needy and bring can goods to the monthly meetings*

# VEHICLES ALL SCALES



• Vintage Gas Truck 1/48 Scale  
• Item No. H1402 • Available NOW!



• '55 Chevy Stake Truck 1/48 Scale  
• Item No. H1401 • Available NOW!



• '57 Cadillac Brougham 1/25 Scale  
• Item No. H1244 • Available 1st Qtr



• '57 Chevy Nomad 1/25 Scale  
• Item No. H1260 • Available 2nd Qtr



• '57 Chevy Belair 1/25 Scale  
• Item No. H1371 • Available 2nd Qtr



• Mooneyes Dragster 1/25 Scale  
• Item No. H1223 • Available 2nd Qtr



• Camaro Funny Car 1/32 Scale  
• Item No. M8276 • Available 3rd Qtr



Plastic Car Kit Series



• Vega Funny Car 1/32 Scale  
• Item No. M7571 • Available 3rd Qtr



• '69 Chevy Nova SS 1/32 Scale  
• Item No. M2006 • Available 2nd Qtr



• Pontiac Funny Car 1/32 Scale  
• Item No. M1042 • Available 3rd Qtr



• '56 Buick Rivlera 1/32 Scale  
• Item No. H1230 • Available 3rd Qtr



• '82 Camaro 1/32 Scale  
• Item No. M2004 • Available 2nd Qtr



• '71 Pontiac 1/32 Scale  
• Item No. M2009 • Available 2nd Qtr



• '56 Cadillac Eldorado 1/32 Scale  
• Item No. H1200 • Available 3rd Qtr



# VEHICLES ALL SCALES



• Jungle Jim Vega 1/32 Scale  
• Item No. H1119 • Available: 4th Qtr




**Mongoose  
DRAGSTER**

• Rear Engine Dragster 1/32 Scale  
• Item No. H1120 • Available: 4th Qtr



• 1926 Mack Bulldog 1/24 Scale  
• Item No. M2401 • Available 2nd Qtr



• Tom Daniel Son of Trouble Maker 1/24 Scale  
• Item No. M2204 • Available 2nd Qtr




• King Chopper II 1/8 Scale  
• Item No. M224 • Available: NOW!



• Jungle Jim Camaro Funny Car 1/25 Scale  
• Item No. H1440 • Available 2nd Qtr



• Jungle Jim VEGA Funny Car 1/16 Scale  
• Item No. H1486 • Available 2nd Qtr



• Green Elephant VEGA Funny Car 1/16 Scale  
• Item No. H1494 • Available 1st Qtr



# CARICATURE KITS



- Lil Red Baron 1/32 Scale
- Item No. M6650 • Available: NOW!



- Leap Hog & Roar 'n Peace 2 pack
- Item No. M6600 • Available: NOW!




- Lil Trantula Dragster 1/32 Scale
- Item No. M6651 • Available: NOW!



- The Groovy Grader • 1/24 Scale
- Item No. M5697 • Available: 3rd Qtr




- The Unreal Roller • 1/24 Scale
- Item No. M5698 • Available: 2nd Qtr



- Ed Roth Mr. Gasser
- Item No. H1301 • Available: NOW!



- The Red Baron
- Item No. M5903 • Available: NOW!



- Fred Flypogger as SUPERFUZZ
- Item No. M104 • Available: 3rd Qtr

*PS LIARS never seem to respond to any MCB requests!  
OK, then let us, return to By:wayne hulsey*

Please be safe, enjoy your model collection of built, unbuilt & more in importantly in work variants

Came across the form for the 25th Anniversary Concours of the International Association of Automotive Modelers that was held at the Briggs Cunningham Museum in 1976. Was one of the best (if not the best) shows I ever went to. My stuff was set up between Edgar Roy's Simplex and Gerald Wingrove's display. Talk about being intimidated to crawl under the table. Had a couple of NASCAR models there and spend almost an hour talking about them and racing with Wingrove on Saturday. Sunday Cunningham send a couple of his guys out to grab burgers and fries for us. Got to sit on the running board of the Bugatti Royale with Wingrove and John Burgess munching on those while we listened to Cunningham talk about running the Cadillacs at Le Mans. Then since Jim Waters had his model of the Delage GP there, they fired up the real one for us. On display was the Ford GT that the owner had converted to a Ford 4cam Indy motor and he dropped by and fired it up for us. For all you waiting for the repop of the kit, they had the Mooneyes dragster on display also. By the way the Simplex and Woody's Offy engine both ran. Wish I had a camera them. So anyway, decided to indulge myself in some serious nostalgia.

### 25th ANNIVERSARY CONVENTION AND MODEL CONCOURS

What better place to celebrate our quarter century of I.A.A.M. than in the midst of one of the finest collections of automobiles in the World.

Our Model Concours exhibit will take place in a corner of the main display hall of the fabulous Briggs Cunningham Automotive Museum, 250 Baker St., Costa Mesa, Calif. on September 10, 11 and 12 1976. This is one that you won't want to miss. It is a rare treat, indeed, to see both the finest examples of model craftsmanship and finest examples of the automotive restoration art together under one roof.

Nearly 100 antique, classic, sports and racing cars, in perfect running order and gleaming beauty, plus hundreds of models in every imaginable scale--and that's only the beginning!

I.A.A.M. member, and Master Craftsman, Gerald Wingrove of England will show a film and conduct a symposium on the art and techniques of scratch-building-----An awards Banquet will be held, at a nearby Inn, and feature a surprize guest speaker-----A narrated guided tour of the Cunningham collection conducted by Museum Director (and member) John Burgess plus the opportunity to meet fellow members and discuss our hobby first hand.

RESERVATIONS MUST BE RECEIVED, by Jim Waters 2836 East Madison Ave., Orange, Calif. 92667, BY MIDNIGHT SEPTEMBER 3rd, 1976. (NO EXCEPTIONS). See BELOW for full details.

Rooms at Airporter Inn Hotel (Special Party Rate), single or double occupancy \$19.08 including tax, (Per night). 18700 Mac Arthur Blvd. Irvine, Calif. across the street from Orange County Airport. Check in time starts Friday afternoon, be sure to identify yourself at the desk as an I.A.A.M. member.

Saturday evening banquet reservation \$8.75 per person and it will be held in the Patio Room of the Hotel. Get your reservations in early to Jim Waters. Please use the form below (DO NOT SEND THEM TO THE HOTEL)

# THE 25TH I.A.A.M. ANNIVERSARY CONVENTION

by ANTHONY LORETTE

To say that the 25th Anniversary Convention, hosted by the Southern California Chapter, during September was a success would be the understatement of the year. Credit for the flawless organization of this three-day event must be given to Bill Lewis, president, and Jim Waters, treasurer.

The site of the convention, display and concours was the Briggs Cunningham Automotive Museum in Costa Mesa, California. In this football field sized building, Briggs Cunningham has on display some of the most choice and superb examples of automotive history. There could not have been a more perfect setting than that provided by our host. Mr. Cunningham could not have been a more considerate host without whom we would not have enjoyed the success we did. Whenever any difficulty would arise either Mr. Cunningham, or the Museum Curator, John Burgess, was there with a solution and assistance by the museum staff. Their generosity and concern was the platform upon which the success rode.

Having a magnificent place for a convention is important, but we must also have entrants that are well known. We were fortunate in having three of the very best in our field; Gerald Wingrove, Edgar Roy and Richard Feil. We were also blessed with entries from many other fine modelers in our membership. The member from farthest away was Douglas Leek from Bangor, Maine. Mr. Wingrove had flown over from England for our convention and to deliver two of the models he displayed, a Dual-Cowl Phaeton Dusenber, "The Otis Chandler" and a Tulipwood Hispano Suiza, to U.S. buyers. He brought along a BBC featurette showing some of his models, workshop and modeling techniques. A local collector also displayed a JPS Lotus 72, a Ferrari GTO, a Stutz Bearcat and two engines of Mr. Wingrove's. Also displayed were Copper etchings from construction plans used by Mr. Wingrove - an altogether impressive display.

Edgar Roy and his assistant, David Carroll, from Roxbury, Mass. displayed his 1/6 scale Simplex Racer. This is more than a model! It is an actual running, operable, miniature automobile. It is difficult to find adjectives to describe it as a whole or in part. Everything on the car works: steering, trans-

mission, suspension, and engine completely scratch-built from the tires and tubes up. In the construction of this and the other fine Simplex cars, Mr. Roy copied his personal full-sized car which he had restored. None of the cars are for sale. One of the miniatures is going to the Boston Museum of Finets, one will go with the big car when it is sold. Mr. Roy is going to keep one for himself. The other three will be dealt with later.

From Johnston, Rhode Island, Richard Feil brought a selection of his 1/43 scale Pewter models of excellent detail. These were pre-production models of a line expected to be marketed in limited quantities, reasonably priced.

Friday, the opening day of the convention, was scheduled for setting up the displays of both competing and non-competing models.

Saturday was judging day for models in competition. This was the finest work of judging that we have ever witnessed. The two members deserving of the highest praise were Chuck Hooton and Wayne Hulsey. The judging was on a point system and consumed about eight hours; time donated in order that we could have a good contest. If any member won a trophy, he had earned it. Our thanks to two fine members.

Saturday morning Gerald Wingrove showed the BBC film *Wingrove Modelling* followed by a lengthy question and answer forum by Mr. Wingrove. This was received so well Mr. Wingrove was prevailed upon to reshoot the film in the afternoon and again held a modeling forum.

Saturday night was the award banquet held at the nearby Airporter Inn. The Inn is beautiful and gave a delightful atmosphere for the banquet. The banquet room opened on a private garden and was replete with a bar. After an excellent dinner, well served, we were addressed by our president, Bill Lewis, who recalled the start of the IAAM twenty-five years ago and addressed our hopes for the future. The guest speaker, a former race driver of note, prominent automotive artist, writer, lecturer, a fellow

(Continued on page 17)

**THE 25th IAAM ANNIVERSARY CONVENTION - (Continued)**

IAAM member, and curator of the Briggs Cunningham Museum, John Burgess's entertaining speech was followed by the short speeches of Gerald Wingrove, Dick Feil, and Edgar Roy. The award of trophies and merchandise won in the concours was next, followed by presentation of the door prizes and adjournment to a social period.

Sunday, the final day of the convention, was spent socializing until 2:00 pm when John Burgess conducted a walking tour of the museum. This is an experience not soon to be forgotten. Mix wit, humor, automotive history, the sound and smell of running automobiles such as Delage, Bugatti, Dusenber, Benz, etc., and you have the ingredients for a once-in-a-lifetime experience. This was a very fitting way to end our extremely successful convention.

Just a few words in passing. All of us who attended this convention are looking forward to our convention in '78 which we hope to be even better than '76, if such is possible. One of the things not common to most of our conventions was having part of it open to the public. The museum has its heaviest traffic on Saturday and Sunday. These are people who are interested in the automotive field, or they would not pay the admission to tour the museum. The visitors brought a new and enjoyable dimension to the convention.

We of the Southern California Chapter of the International Association of Automotive Modelers, wish at this time to extend a sincere invitation to all members to attend the convention in '78. Plan to come and visit us in California. We guarantee you a

time you will not soon forget.

Finally, our sincere gratitude for the generosity, kindness and interest of our host, Briggs Cunningham. His assistance insured the enjoyment of all who attended. The forethought and attention to detail of John Burgess and his staff, helped save all of us from any problems.

Mr. Cunningham and Mr. Burgess, Thank You!!
















## The Twenty Fifth Anniversary Concours Winners

BEST OF SHOW: 1911 Simplex Racer..... <i>Edgar Roy</i>	1/43 SPORTS: <i>Dale King</i> ..... Porsche Spyder (Marque Products Award)
BEST SCRATCH BUILT: Cooper FIII 500 ..... <i>Dale King</i>	1/43 RACING: <i>Jim Waters</i> ..... Brescia Bugatti (Auto Buff Limited Editions Award)
BEST KIT BASED: Porsche RSR ..... <i>Dale King</i>	SPECIAL INTEREST: <i>Dick Feil</i> ..... Pewter set
ANTIQUE: SCRATCH BUILT: 1. <i>Edgar Roy</i> ..... 1911 Simplex 2. <i>Dick Feil</i> ..... Cugnot	JUDGES TROPHY: <i>Wayne Hulsey</i> ..... 1957 Ford Sedan (International Modeler Award)
KIT BASED: 1. <i>Tony Lorette</i> ..... Stutz Bearcat	BEST BUGATTI..... <i>Tony Lorette</i>
CLASSIC SCRATCH BUILT: <i>Jim Waters</i> ..... Hispano Tulipwood	BEST FERRARI – SCRATCH... <i>Jim Waters</i> (GTO)
RACE SCRATCH BUILT: 1. <i>Dale King</i> ..... Cooper F III 500 2. <i>Dale King</i> ..... Brabham BT44 3. <i>Dale King</i> ..... McLaren M23	BEST SCRATCH GP..... <i>Jim Waters</i> (Delage)
SPORTS: SCRATCH BUILT: 1. <i>Jim Waters</i> ..... Ferrari GTO 2. <i>Dale King</i> ..... Porsche Speedster 3. <i>Dale King</i> ..... Porsche 914/6	NOVICE..... <i>Jim Grasso</i>
KIT BASED: 1. <i>Dale King</i> ..... Porsche RSR 2. <i>Dale King</i> ..... Porsche Turbo 3. <i>Dale King</i> ..... Datsun 240Z	BRIGGS CUNNINGHAM MUSEUM AWARDS: BEST OF SHOW..... <i>Edgar Roy</i> BEST SCRATCH BUILT..... <i>Dale King</i> BEST KIT BASED..... <i>Dale King</i> BEST SPORTS..... <i>Jim Waters</i> BEST RACE..... <i>Tony Lorette</i> BEST TRUCK..... <i>John Ackerman</i>
TRUCK FIRE: SCRATCH BUILT..... 1. <i>John Ackerman</i> KIT BASED ..... 1. <i>John Ackerman</i>	We gratefully acknowledge the kind donations of: AMT            Entex            Pactra Badger        MPC            Wilhold Dremel        Monogram     X-Acto
COMMERCIAL: KIT BASED ..... 1. <i>Wayne Hulsey</i>	The products donated were awarded to class winners at the 25th Anniversary Concours at the Cunningham Museum. Some model kits were used as door prizes.
MOTORCYCLE..... 1. <i>Dale King</i>	All of us thank the companies for their gener- osity which contributed so much to the success of the Award Banquet.
ENGINE..... 1. <i>Woody Woods</i> – Offy	
DIORAMA..... 1. <i>Bill Lewis</i> – Junk Yard	

Thank you from 45 years ago, even if they did get the Ford wrong, it was the AMT 65 Galaxie. I should do another one now that I would hope would be better.





**I NEED A TIME  
OUT.**

**Send me to the beach  
and don't let me come  
back till my attitude  
changes.**

